

Scaled data based on original data using
LM-79-08 Approved Method: Electrical and Photometric Measurements of Solid-
State Lighting Products

Test Report Prepared for
Cooper Lighting Solutions
(formerly Eaton)

Brand: McGRAW-EDISON

Report Number: P387000

Luminaire Tested: **GWC-SA2D-727-U-SL2-HSS**

Issue Date: 3/3/2020

Test Information

Test Method: LM-79-08
Report Number: P387000
TEST IS SCALED FROM IESNA LM-79-08 TEST DATA (G2-1903-205-21)
Test Lab: INNOVATION CENTER
Issue Date: 3/3/2020
Manufacturer: COOPER LIGHTING SOLUTIONS (FORMERLY EATON)
Product Line: MCGRAW-EDISON
Catalog Number: GWC-SA2D-727-U-SL2-HSS
Description: GALLEON WALL LUMINAIRE
(2) 70 CRI, 2700K, 1200mA LIGHTSQUARES WITH 16 LEDS EACH AND TYPE II
SPILL LIGHT ELIMINATOR OPTICS WITH HOUSE SIDE SHIELD
Light Source: -
Ballast/Driver: ELECTRONIC DRIVER

Summary

Lumens per Lamp: N/A
Luminaire Lumens: 11216 lumens
Efficiency: N/A
Efficacy: 86.9 lumens/watt
Luminous Opening: Rectangular (W 1' x L: 0.5' x H: 0')
IES Classification: Type III - Medium
BUG Rating: B1 - U0 - G2

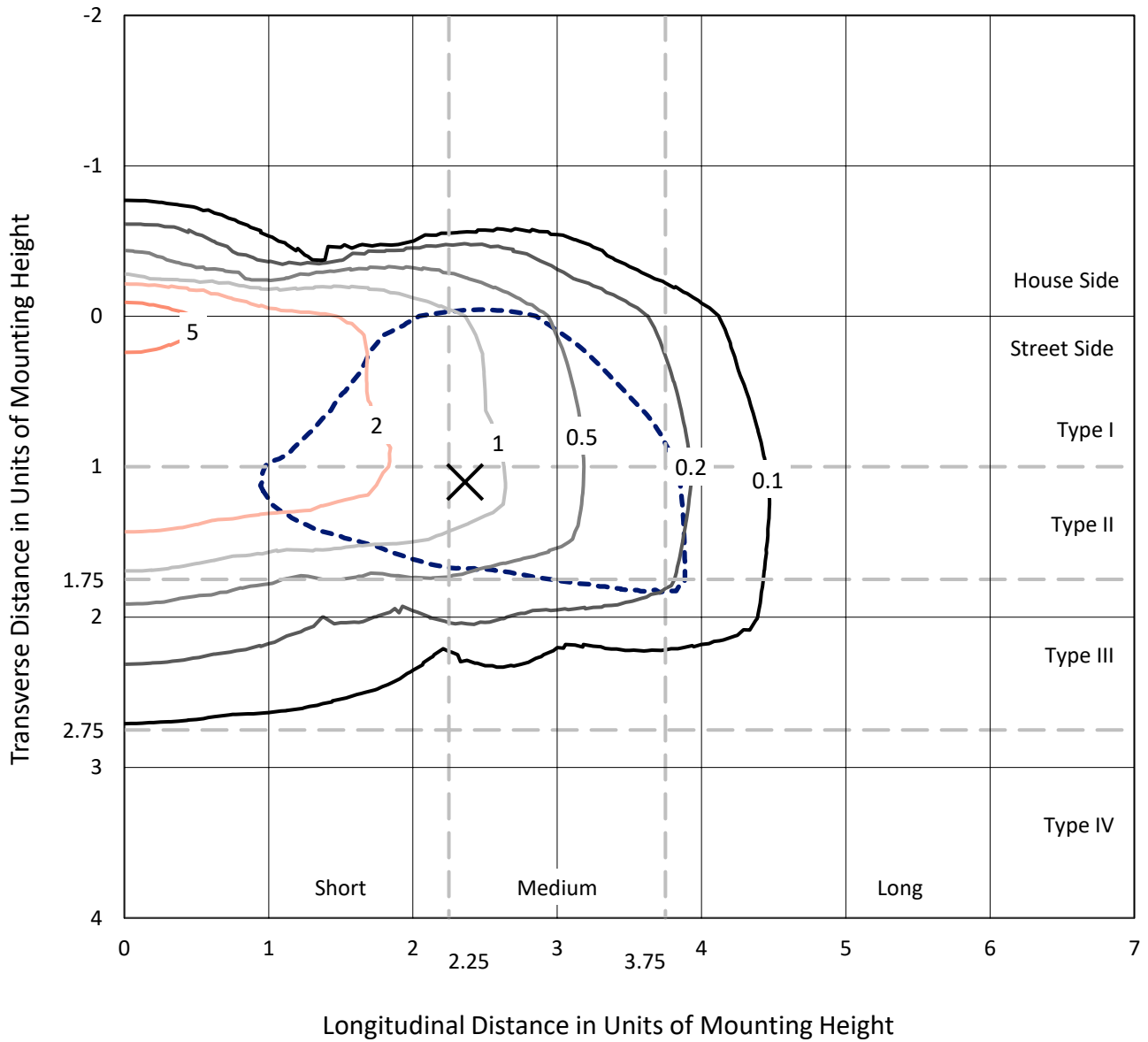
Input Watts (W): 129
Input Voltage (V): NR
Input Current (Ain): NR
Voltage Rise (V): NR
Power Factor: NR
Total Harmonic Distortion (THDi): NR
Frequency (hertz): 60
Stabilization Time: NR
Operation Time: NR
Ambient Temperature (°C): NR
Test Distance: 24 FT



REPORT NUMBER: P387000
 CATALOG NUMBER: GWC-SA2D-727-U-SL2-HSS

Iso-Footcandle Lines of Horizontal Illumination

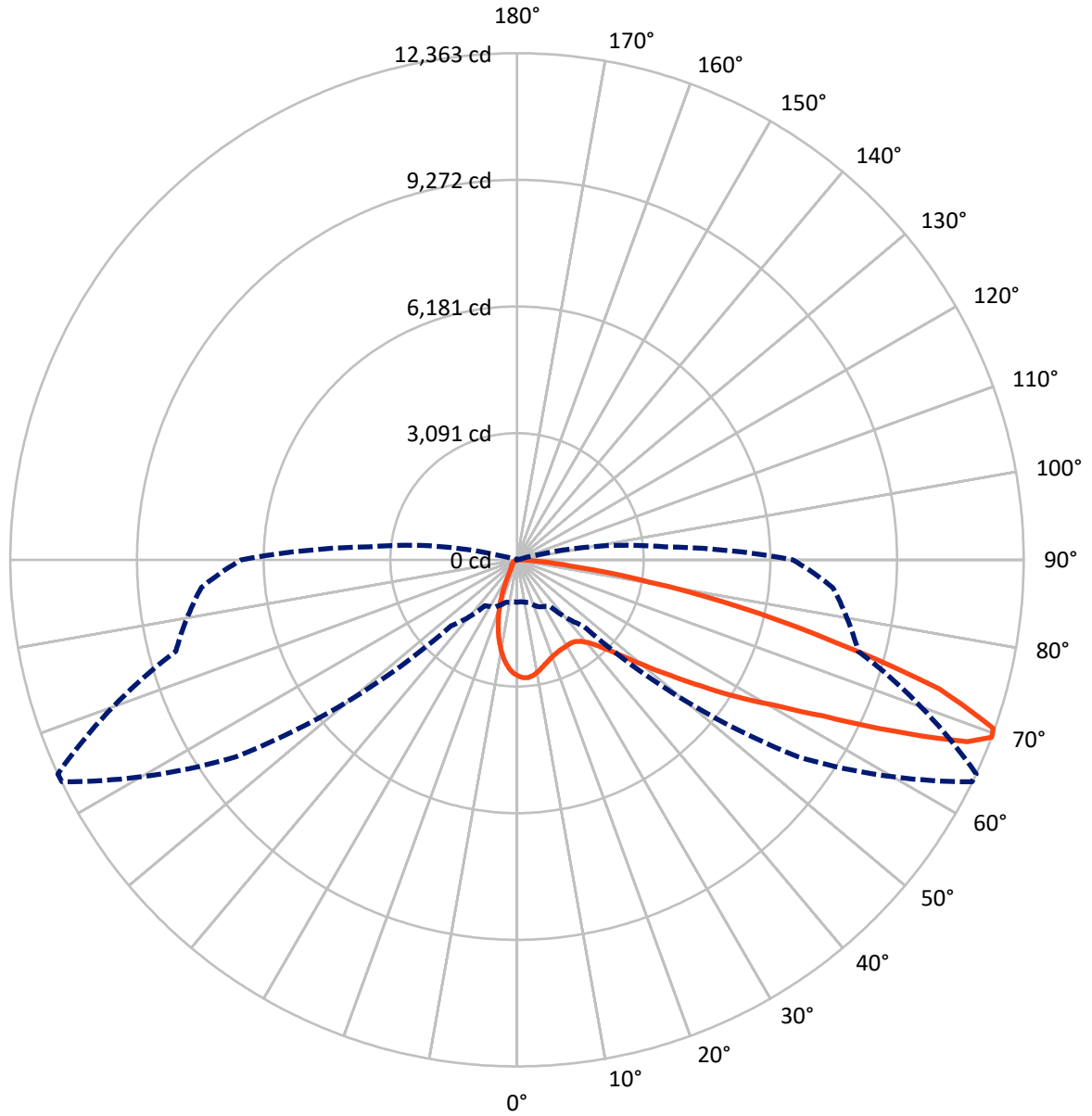
✕ Max cd
 - - - 1/2 Max cd



Based on 20 foot mounting height. Maximum calculated value = 7.1 fc
 Type III - Medium - N/A

REPORT NUMBER: P387000
CATALOG NUMBER: GWC-SA2D-727-U-SL2-HSS

Luminous Intensity Polar Plot



— Vertical Plane Through 65-Deg Lateral - - - Horizontal Cone Through 69-Deg Vertical



REPORT NUMBER: P387000

CATALOG NUMBER: GWC-SA2D-727-U-SL2-HSS

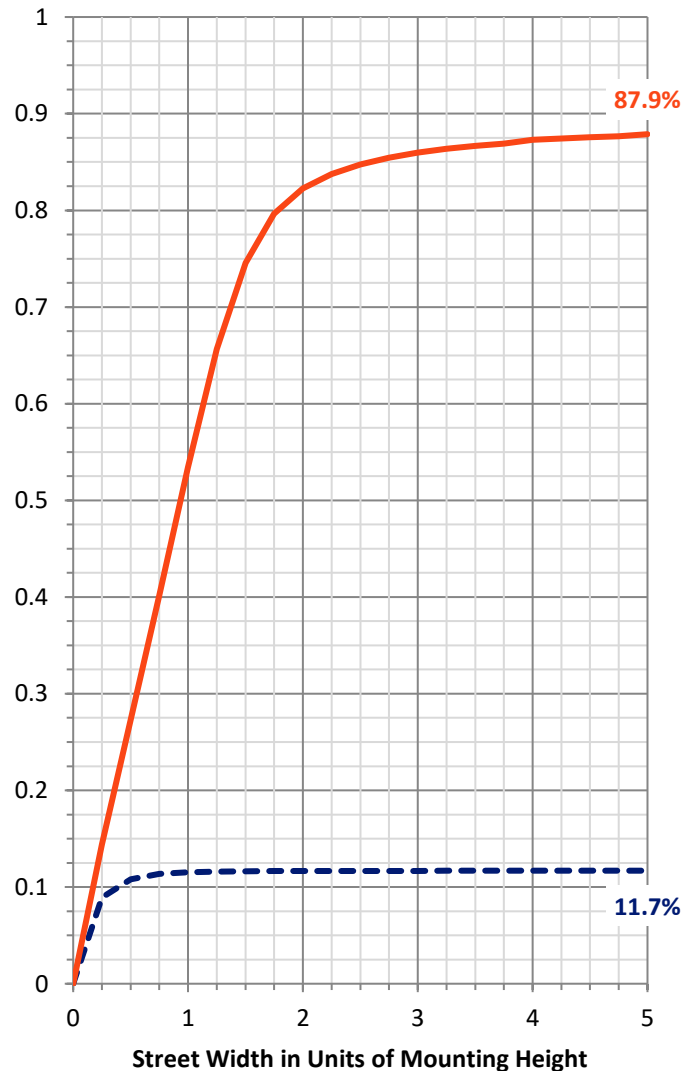
FLUX DISTRIBUTION:

		Downward	Upward	Total
House Side	Lumens	1322.1	0.0	1322.1
	% Fixture	11.8	0.0	11.8
Street Side	Lumens	9893.9	0.0	9893.9
	% Fixture	88.2	0.0	88.2
Total	Lumens	11216.0	0.0	11216.0
	% Fixture	100.0	0.0	100.0

ZONAL LUMENS:

Zone	Lumens	% Fixture
0°-10°	237.0	2.1
10°-20°	518.8	4.6
20°-30°	718.6	6.4
30°-40°	1001.9	8.9
40°-50°	1557.3	13.9
50°-60°	2500.1	22.3
60°-70°	2828.1	25.2
70°-80°	1660.9	14.8
80°-90°	193.2	1.7
90°-100°	0.0	0.0
100°-110°	0.0	0.0
110°-120°	0.0	0.0
120°-130°	0.0	0.0
130°-140°	0.0	0.0
140°-150°	0.0	0.0
150°-160°	0.0	0.0
160°-170°	0.0	0.0
170°-180°	0.0	0.0
0°-90°	11216.0	100.0
0°-180°	11216.0	100.0

Coefficient of Utilization



REPORT NUMBER: P387000

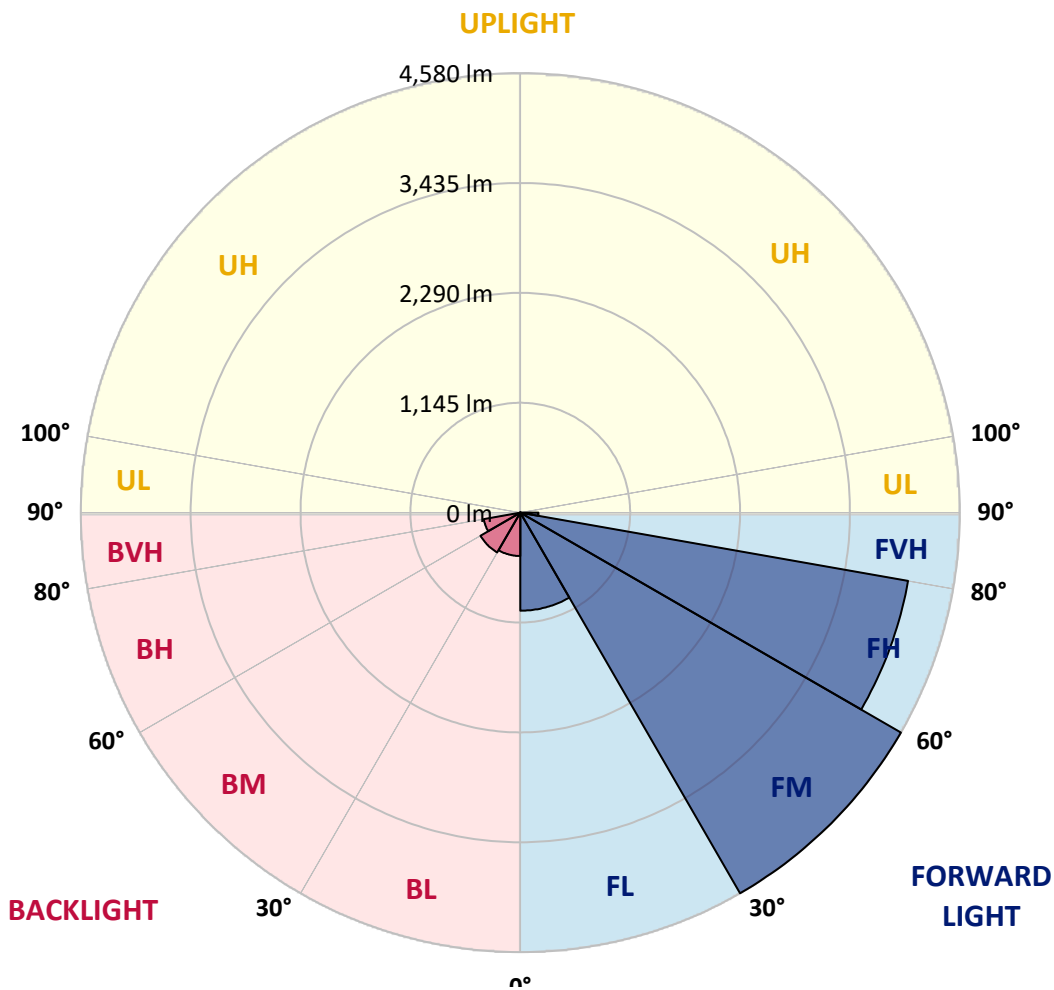
CATALOG NUMBER: GWC-SA2D-727-U-SL2-HSS

LUMINAIRE CLASSIFICATION SYSTEM LUMEN TABLE AND BUG RATING:

Zone	Lumens	% Fixture	Zone Rating/Lumen Limit		
			B	U	G
FL (0°-30°)	1022.0	9.1			
FM (30°-60°)	4580.3	40.8			
FH (60°-80°)	4102.7	36.6			G2/5000
FVH (80°-90°)	188.9	1.7			G2/225
BL (0°-30°)	452.4	4.0	B1/500		
BM (30°-60°)	479.1	4.3	B1/1000		
BH (60°-80°)	386.3	3.4	B1/500		G1/500
BVH (80°-90°)	4.3	0.0			G0/10
UL (90°-100°)	0.0	0.0		U0/0	
UH (100°-180°)	0.0	0.0		U0/0	

BUG Rating: B1-U0-G2

Type III Medium





REPORT NUMBER: P387000

CATALOG NUMBER: GWC-SA2D-727-U-SL2-HSS

CANDELA DISTRIBUTION (FULL):

	0°	5°	15°	25°	35°	45°	55°	64°	65°	75°	85°
0°	2834.3	2834.3	2834.3	2834.3	2834.3	2834.3	2834.3	2834.3	2834.3	2834.3	2834.3
2.5°	2859.5	2852.3	2858.0	2870.4	2876.5	2876.5	2881.3	2875.6	2877.5	2863.7	2843.8
5°	2680.5	2669.6	2685.3	2719.9	2762.6	2799.2	2853.3	2881.8	2884.6	2885.1	2861.8
7.5°	2487.8	2477.9	2501.1	2542.0	2597.0	2664.9	2759.3	2841.9	2846.6	2891.3	2874.2
10°	2331.2	2324.1	2351.2	2394.8	2459.4	2535.3	2651.1	2766.0	2779.7	2878.4	2872.3
12.5°	2206.9	2201.2	2226.8	2277.1	2343.1	2427.1	2548.1	2681.5	2700.0	2849.5	2862.8
15°	2116.2	2115.3	2136.6	2185.1	2258.1	2336.4	2460.3	2603.2	2624.5	2818.2	2861.4
17.5°	2068.8	2070.2	2085.9	2127.2	2189.8	2267.6	2386.3	2537.2	2560.5	2790.2	2868.5
20°	2064.0	2065.5	2074.0	2097.3	2148.0	2216.9	2326.0	2481.7	2505.9	2769.3	2879.9
22.5°	2105.8	2104.8	2107.2	2104.8	2133.3	2185.5	2286.1	2439.0	2467.0	2755.5	2888.9
25°	2186.0	2184.6	2183.6	2166.1	2147.1	2175.1	2269.5	2414.8	2441.3	2745.6	2894.1
27.5°	2297.5	2296.6	2295.2	2266.2	2209.3	2191.7	2271.4	2405.7	2428.0	2737.5	2893.2
30°	2444.2	2450.8	2448.9	2408.6	2319.8	2242.5	2291.4	2401.0	2420.5	2721.8	2883.2
32.5°	2616.5	2629.8	2640.2	2597.0	2485.9	2343.1	2337.4	2406.2	2420.5	2710.0	2865.2
35°	2795.4	2812.5	2850.9	2835.7	2689.6	2494.5	2416.7	2437.5	2449.4	2716.6	2856.6
37.5°	2971.5	2991.9	3075.4	3119.5	2956.3	2694.8	2540.1	2514.9	2521.1	2756.9	2866.1
40°	3176.0	3206.9	3333.6	3404.8	3274.7	2962.9	2724.7	2647.8	2650.2	2845.7	2910.2
42.5°	3444.6	3476.4	3613.6	3725.1	3633.5	3301.8	2975.3	2850.9	2848.5	3011.8	3014.2
45°	3772.1	3805.3	3947.2	4071.1	4029.8	3703.3	3296.1	3147.5	3144.7	3273.8	3211.1
47.5°	4143.2	4176.0	4302.7	4430.4	4475.0	4172.2	3704.7	3552.4	3545.7	3637.8	3515.4
50°	4461.7	4483.1	4599.8	4771.6	4972.8	4748.4	4213.0	4066.4	4059.2	4121.4	3961.9
52.5°	4577.5	4589.8	4708.5	4949.1	5451.2	5528.6	4880.8	4691.9	4686.7	4713.7	4556.6
55°	4343.1	4365.4	4511.1	4868.0	5710.4	6410.4	5723.7	5466.4	5427.0	5368.7	5178.3
57.5°	3704.2	3739.8	3896.5	4371.1	5589.3	7110.0	6962.4	6342.5	6284.6	5927.7	5683.8
60°	2775.5	2819.1	2949.2	3461.2	4943.4	7359.1	8315.9	7318.8	7188.3	6372.9	6148.4
62.5°	1904.6	1926.4	2014.7	2348.3	3640.6	6951.0	9448.3	8626.3	8388.1	6857.0	6651.0
65°	1454.6	1462.2	1498.3	1613.2	2168.0	5646.3	9898.7	10351.5	10063.4	7436.0	7172.6
67.5°	1172.3	1166.1	1215.9	1380.1	1451.8	3444.6	9373.3	11983.6	11848.8	8210.1	7697.5
69°	1033.7	1025.1	1075.9	1266.7	1363.5	2277.1	8379.5	12354.3	12362.8	8618.7	7733.6
70°	930.2	935.9	986.2	1199.3	1333.6	1787.3	7430.3	12259.8	12327.2	8771.5	7517.2
72.5°	621.2	636.4	737.5	995.7	1282.4	1352.6	4486.4	10520.4	10779.6	8427.4	6449.3
75°	350.3	361.6	481.7	750.8	1208.3	1288.1	2369.7	7750.7	8001.3	7047.3	4973.3
77.5°	171.8	178.0	272.4	484.6	1010.4	1227.3	1344.1	5264.7	5550.9	4599.8	2812.9
80°	72.6	75.9	136.2	299.0	722.3	1171.3	998.1	3240.1	3275.7	1802.1	749.4
82.5°	28.0	29.0	57.4	186.5	458.9	913.1	834.8	1536.3	1499.3	339.3	170.9
85°	3.3	3.8	20.9	112.0	255.3	469.9	678.2	662.1	612.7	67.4	87.8
87.5°	0.0	0.0	1.4	34.2	75.9	220.2	352.6	274.8	247.7	21.8	45.6
90°	0.0	0.0	0.0	0.0	0.0	0.0	0.0	0.0	0.0	0.0	0.0



REPORT NUMBER: P387000
 CATALOG NUMBER: GWC-SA2D-727-U-SL2-HSS

CANDELA DISTRIBUTION (continued):

	90°	95°	105°	115°	125°	135°	145°	155°	165°	175°	180°
0°	2834.3	2834.3	2834.3	2834.3	2834.3	2834.3	2834.3	2834.3	2834.3	2834.3	2834.3
2.5°	2827.2	2822.4	2796.8	2759.8	2724.7	2681.0	2639.2	2614.1	2594.2	2580.9	2596.5
5°	2834.8	2813.9	2736.1	2636.4	2538.6	2428.5	2326.0	2239.2	2205.0	2167.0	2184.1
7.5°	2832.4	2793.0	2653.0	2475.5	2296.1	2110.5	1934.9	1799.7	1729.4	1660.6	1678.2
10°	2820.5	2754.1	2542.0	2279.0	2010.4	1743.7	1494.5	1305.1	1199.3	1103.4	1117.2
12.5°	2794.4	2701.9	2411.0	2054.1	1694.8	1343.1	1051.2	808.7	678.7	621.2	628.4
15°	2778.8	2651.1	2272.4	1826.3	1357.8	935.4	642.6	477.9	418.6	399.6	402.0
17.5°	2771.2	2602.2	2129.0	1565.7	1013.3	595.6	415.3	366.4	353.6	350.3	351.2
20°	2763.6	2552.9	1981.4	1308.0	698.1	400.6	341.2	327.0	322.3	318.0	318.9
22.5°	2750.8	2505.4	1822.9	1047.0	470.8	325.1	307.5	293.8	283.8	278.6	279.5
25°	2735.1	2455.6	1661.1	779.8	343.6	290.0	273.4	253.9	242.0	232.6	233.0
27.5°	2710.0	2394.3	1494.0	567.6	288.6	259.6	237.3	215.9	196.0	185.1	185.1
30°	2674.8	2325.1	1308.5	406.3	258.7	229.7	202.7	176.1	154.7	144.8	143.8
32.5°	2635.9	2252.9	1121.0	308.0	234.9	201.7	170.9	142.9	123.9	115.8	115.3
35°	2602.7	2175.1	934.0	258.2	211.2	174.7	141.0	117.2	102.0	95.4	94.9
37.5°	2581.3	2097.3	751.8	230.7	189.8	149.5	118.2	96.8	85.9	80.7	80.2
40°	2578.0	2039.4	585.2	209.8	169.9	127.2	98.7	82.1	72.1	66.4	66.0
42.5°	2621.2	2006.1	449.0	192.2	149.5	107.7	84.0	70.2	59.8	54.1	53.6
45°	2734.6	2016.6	345.5	176.6	129.1	91.1	71.2	58.4	48.9	44.6	43.7
47.5°	2941.6	2088.7	274.8	160.9	109.6	77.4	60.7	48.4	40.3	36.1	35.6
50°	3309.9	2258.1	229.7	143.8	91.6	66.0	50.3	39.4	32.7	29.0	28.5
52.5°	3798.7	2560.0	205.0	127.2	75.9	56.0	41.3	31.3	25.6	22.8	22.3
55°	4337.8	2925.4	188.9	109.2	62.2	46.5	32.7	24.7	19.9	17.6	16.6
57.5°	4864.2	3242.0	173.7	91.6	51.7	38.0	26.1	19.5	15.7	13.3	12.8
60°	5347.8	3532.9	156.1	73.6	42.2	29.9	20.4	15.2	12.3	10.0	10.0
62.5°	5865.6	3757.9	131.9	57.4	34.6	22.8	16.6	13.8	10.0	8.5	8.1
65°	6414.2	3924.9	103.5	44.6	27.1	17.1	13.8	14.2	8.1	6.2	5.7
67.5°	6819.5	3891.7	76.4	35.1	20.9	13.3	13.3	15.2	7.1	4.7	4.3
69°	6730.3	3621.7	64.1	30.4	18.0	11.4	12.3	15.2	6.6	4.3	3.8
70°	6471.6	3322.7	56.5	27.1	16.1	10.4	11.9	14.7	6.2	4.3	3.8
72.5°	5389.5	2502.6	44.1	20.4	12.8	8.5	10.0	12.8	6.2	4.3	3.3
75°	4054.0	1601.8	33.7	14.7	9.5	6.6	7.6	9.5	6.2	3.8	3.3
77.5°	2205.9	577.6	24.2	10.0	6.6	5.2	5.2	7.1	5.7	2.8	1.9
80°	567.1	145.2	15.2	6.6	5.2	3.8	3.3	4.7	3.3	0.5	0.0
82.5°	140.0	32.7	8.1	4.7	3.8	1.4	1.4	2.4	1.4	0.0	0.0
85°	76.9	16.1	5.2	3.3	1.9	0.0	0.0	0.5	0.0	0.0	0.0
87.5°	39.4	4.7	1.4	0.9	0.5	0.0	0.0	0.0	0.0	0.0	0.0
90°	0.0	0.0	0.0	0.0	0.0	0.0	0.0	0.0	0.0	0.0	0.0

Signify Classified - Internal
Cooper Lighting Solutions Photometric Lab
1121 Highway 74 South
Peachtree City, GA 30269

Scaled Data Report



Report Generated By 670245982

Signify Classified - Internal
Cooper Lighting Solutions Photometric Lab
1121 Highway 74 South
Peachtree City, GA 30269

Scaled Data Report



Signify Classified - Internal
Cooper Lighting Solutions Photometric Lab
1121 Highway 74 South
Peachtree City, GA 30269

Scaled Data Report



Signify Classified - Internal
Cooper Lighting Solutions Photometric Lab
1121 Highway 74 South
Peachtree City, GA 30269

Scaled Data Report



Signify Classified - Internal
Cooper Lighting Solutions Photometric Lab
1121 Highway 74 South
Peachtree City, GA 30269

Scaled Data Report



--- HS — SS

Signify Classified - Internal
Cooper Lighting Solutions Photometric Lab
1121 Highway 74 South
Peachtree City, GA 30269

Scaled Data Report



u

Signify Classified - Internal
Cooper Lighting Solutions Photometric Lab
1121 Highway 74 South
Peachtree City, GA 30269

Scaled Data Report



Signify Classified - Internal
Cooper Lighting Solutions Photometric Lab
1121 Highway 74 South
Peachtree City, GA 30269

Scaled Data Report



(END OF REPORT)